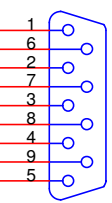


- IGN1 1
- IGN3 2
- GNDIGN 3
- TACH 4
- MPP4 5
- MPP2 6
- GNDPOWER 7
- RX1 8
- GNDECU 9
- VREF 10
- TX 11
- APS EXT. 12
- INENGT 13
- INMAP 14
- INCAMPOS 15
- GNDINJ 16
- INJ1 17
- INJ3 18
- IGN2 19
- IGN4 20
- GNDIGN 21
- PUMP 22
- MPP3 23
- MPP1 24
- TX1 25
- GNDECU 26
- VBB 27
- RX 28
- INTHROT 29
- INLAMBDA 30
- INAIRT 31
- INENGPOS 32
- GNDINJ 33
- INJ2 34
- INJ4 35



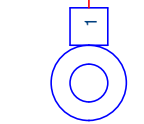
FEMALE
CONNECTOR DB9

Title		
Bike 400 - Communications		
Size	Document Number	Rev
A3	Bike400-5	<RevCode>
Date:	Tuesday, March 11, 2003	Sheet 1 of 1

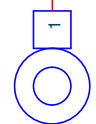
- IGN1 1
- IGN3 2
- GNDIGN 3
- TACH 4
- MPP4 5
- MPP2 6
- GNDPOWER 7
- RX1 8
- GNDECU 9
- VREF 10
- TX 11
- APS EXT. 12
- INENGT 13
- INMAP 14
- INCAMPOS 15
- GNDINJ 16
- INJ1 17
- INJ3 18
- IGN2 19
- IGN4 20
- GNDIGN 21
- PUMP 22
- MPP3 23
- MPP1 24
- TX1 25
- GNDECU 26
- VBB 27
- RX 28
- INTHROT 29
- INLAMBDA 30
- INAIRT 31
- INENGPOS 32
- GNDINJ 33
- INJ2 34
- INJ4 35

TO TACHOMETER

Note: Join these wires as close as possible to the ground connectors!



ENGINE_GROUND

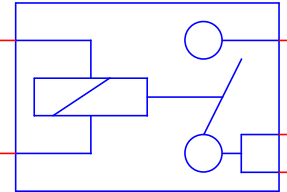


BATTERY (+)

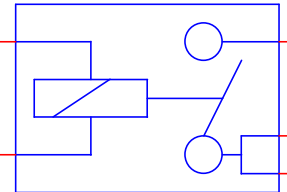
Main Power Switch

Optional Ignition and Injection Power Switch

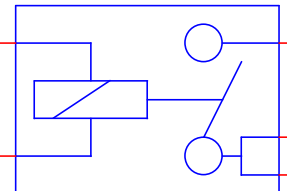
Optional Fuel Pump Switch



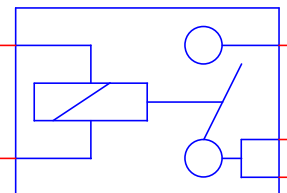
ECU POWER RELAY



INJECTION AND IGNITION RELAY



FUEL PUMP RELAY



FAN RELAY (without idle valve only)

TO SOLENOIDS (optional)

TO INJECTORS
TO IGNITION COILS

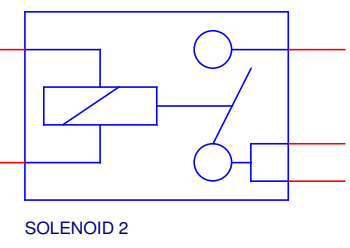
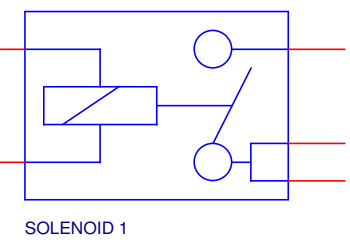
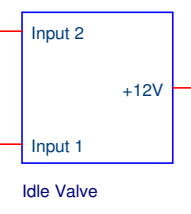
TO FUEL PUMP (+)

TO FAN (+)

Title		
Bike 400 - Power		
Size	Document Number	Rev
A3	Bike400-0	<RevCode>
Date:	Tuesday, March 11, 2003	Sheet 1 of 1

- IGN1 1
- IGN3 2
- GNDIGN 3
- TACH 4
- MPP4 5
- MPP2 6
- GNDPOWER 7
- RX1 8
- GNDECU 9
- VREF 10
- TX 11
- APS EXT. 12
- INENGT 13
- INMAP 14
- INCAMPOS 15
- GNDINJ 16
- INJ1 17
- INJ3 18
- IGN2 19
- IGN4 20
- GNDIGN 21
- PUMP 22
- MPP3 23
- MPP1 24
- TX1 25
- GNDECU 26
- VBB 27
- RX 28
- INTHROT 29
- INLAMBDA 30
- INAIRT 31
- INENGPOS 32
- GNDINJ 33
- INJ2 34
- INJ4 35

(Optional for 3-wire valve motor)



TO ECU POWER RELAY

Title		
Bike 400 - Duty Cycle Valve		
Size	Document Number	Rev
A3	Bike400-6-1	<RevCode>
Date:	Tuesday, March 11, 2003	Sheet 1 of 1

- IGN1 1
- IGN3 2
- GNDIGN 3
- TACH 4
- MPP4 5
- MPP2 6
- GNDPOWER 7
- RX1 8
- GNDECU 9
- VREF 10
- TX 11
- APS EXT. 12
- INENGT 13
- INMAP 14
- INCAMPOS 15
- GNDINJ 16
- INJ1 17
- INJ3 18
- IGN2 19
- IGN4 20
- GNDIGN 21
- PUMP 22
- MPP3 23
- MPP1 24
- TX1 25
- GNDECU 26
- VBB 27
- RX 28
- INTHROT 29
- INLAMBDA 30
- INAIRT 31
- INENGPOS 32
- GNDINJ 33
- INJ2 34
- INJ4 35

Feedback Potentiometer

Vref +5V
Vout 0-5V
GND

Input

GND

Idle Valve

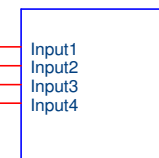
SOLENOID 1

SOLENOID 2

TO ECU POWER RELAY

Title		
Bike 400 - Feedback Valve		
Size	Document Number	Rev
A3	Bike400-6-2	<RevCode>
Date:	Tuesday, March 11, 2003	Sheet 1 of 1

- IGN1 1
- IGN3 2
- GNDIGN 3
- TACH 4
- MPP4 5
- MPP2 6
- GNDPOWER 7
- RX1 8
- GNDECU 9
- VREF 10
- TX 11
- APS EXT. 12
- INENGT 13
- INMAP 14
- INCAMPOS 15
- GNDINJ 16
- INJ1 17
- INJ3 18
- IGN2 19
- IGN4 20
- GNDIGN 21
- PUMP 22
- MPP3 23
- MPP1 24
- TX1 25
- GNDECU 26
- VBB 27
- RX 28
- INTHROT 29
- INLAMBDA 30
- INAIRT 31
- INENGPOS 32
- GNDINJ 33
- INJ2 34
- INJ4 35



Idle Valve

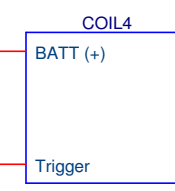
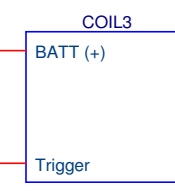
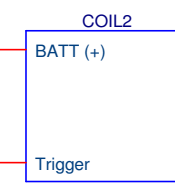
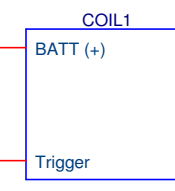
Title		
Bike 400 - Stepper Motor		
Size	Document Number	Rev
A3	Bike400-6-3	<RevCode>
Date:	Tuesday, March 11, 2003	Sheet 1 of 1

- IGN1 1
- IGN3 2
- GNDIGN 3
- TACH 4
- MPP4 5
- MPP2 6
- GNDPOWER 7
- RX1 8
- GND ECU 9
- VREF 10
- TX 11
- APS EXT. 12
- INENGT 13
- INMAP 14
- INCAMPOS 15
- GNDINJ 16
- INJ1 17
- INJ3 18
- IGN2 19
- IGN4 20
- GNDIGN 21
- PUMP 22
- MPP3 23
- MPP1 24
- TX1 25
- GND ECU 26
- VBB 27
- RX 28
- INTHROT 29
- INLAMBDA 30
- INAI RT 31
- INENGPOS 32
- GNDINJ 33
- INJ2 34
- INJ4 35



ENGINE_GROUND

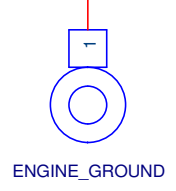
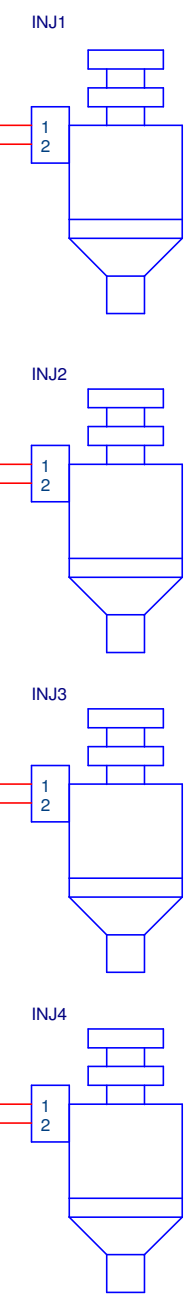
TO IGNITION RELAY



Note: Join these wires as close as possible to the ground connector.

Title		
Bike 400 - Ignition Coils		
Size	Document Number	Rev
A3	Bike400-3	<RevCode>
Date:	Tuesday, March 11, 2003	Sheet 1 of 1

- IGN1 1
- IGN3 2
- GNDIGN 3
- TACH 4
- MPP4 5
- MPP2 6
- GNDPOWER 7
- RX1 8
- GNDECU 9
- VREF 10
- TX 11
- APS EXT. 12
- INENGT 13
- INMAP 14
- INMAP 15
- INCAMPOS 16
- GNDINJ 17
- INJ1 18
- INJ3 19
- IGN2 20
- IGN4 21
- GNDIGN 22
- PUMP 23
- MPP3 24
- MPP1 25
- TX1 26
- GNDECU 27
- VBB 28
- RX 29
- INTHROT 30
- INLAMBDA 31
- INAIRT 32
- INENGPOS 33
- GNDINJ 34
- INJ2 35



TO INJECTION RELAY

Note: Join these wires as close as possible to the ground connector.

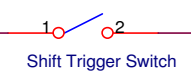
Title		
Bike 400 - Injection		
Size	Document Number	Rev
A3	Bike400-4	<RevCode>
Date:	Tuesday, March 11, 2003	Sheet 1 of 1

- IGN1 1
- IGN3 2
- GNDIGN 3
- TACH 4
- MPP4 5
- MPP2 6
- GNDPOWER 7
- RX1 8
- GNDECU 9
- VREF 10
- TX 11
- APS EXT. 12
- INENGT 13
- INMAP 14
- INCAMPOS 15
- GNDINJ 16
- INJ1 17
- INJ3 18
- IGN2 19
- IGN4 20
- GNDIGN 21
- PUMP 22
- MPP3 23
- MPP1 24
- TX1 25
- GNDECU 26
- VBB 27
- RX 28
- INTHROT 29
- INLAMBDA 30
- INART 31
- INENGPOS 32
- GNDINJ 33
- INJ2 34
- INJ4 35

Vsig 0-5V
GND
LAMBDA 1



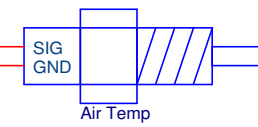
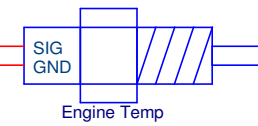
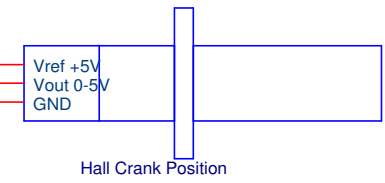
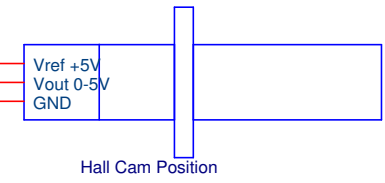
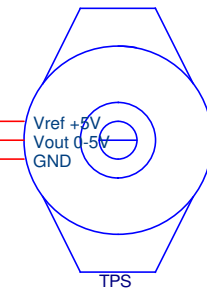
MAP -or- Feedback for DC Idle Motor -or- Exhaust Temperature Amplifier (0-5V) -or- Lambda 2



Shift Trigger Switch

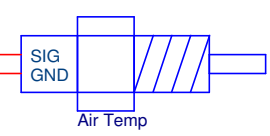
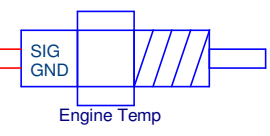
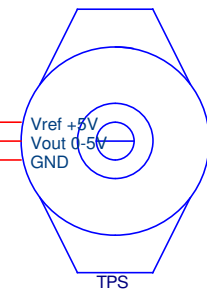
Title		
Bike 400 - Optional Sensors		
Size	Document Number	Rev
A3	Bike400-2	<RevCode>
Date:	Tuesday, March 11, 2003	Sheet 1 of 1

- 1 IGN1
- 2 IGN3
- 3 GNDIGN
- 4 TACH
- 5 MPP4
- 6 MPP2
- 7 GNDPOWER
- 8 RX1
- 9 GNDECU
- 10 VREF
- 11 TX
- 12 APS EXT.
- 13 INENGT
- 14 INMAP
- 15 INCAMPOS
- 16 GNDINJ
- 17 INJ1
- 18 INJ3
- 19 IGN2
- 20 IGN4
- 21 GNDIGN
- 22 PUMP
- 23 MPP3
- 24 MPP1
- 25 TX1
- 26 GNDECU
- 27 VBB
- 28 RX
- 29 INTHROT
- 30 INLAMBDA
- 31 INAIRT
- 32 INENGPOS
- 33 GNDINJ
- 34 INJ2
- 35 INJ4



Title		
Bike 400 - Required Sensors - Hall Effect		
Size	Document Number	Rev
A3	Bike400-1-2	<RevCode>
Date:	Tuesday, March 11, 2003	Sheet 1 of 1

- IGN1 1
- IGN3 2
- GNDIGN 3
- TACH 4
- MPP4 5
- MPP2 6
- GNDPOWER 7
- RX1 8
- GNDECU 9
- VREF 10
- TX 11
- APS EXT. 12
- INENGT 13
- INMAP 14
- INCAMPOS 15
- GNDINJ 16
- INJ1 17
- INJ3 18
- IGN2 19
- IGN4 20
- GNDIGN 21
- PUMP 22
- MPP3 23
- MPP1 24
- TX1 25
- GNDECU 26
- VBB 27
- RX 28
- INTHROT 29
- INLAMBDA 30
- INAIRT 31
- INENGPOS 32
- GNDINJ 33
- INJ2 34
- INJ4 35



Title		
Bike 400 - Required Sensors		
Size	Document Number	Rev
A3	Bike400-1-1	<RevCode>
Date:	Tuesday, March 11, 2003	Sheet 1 of 1